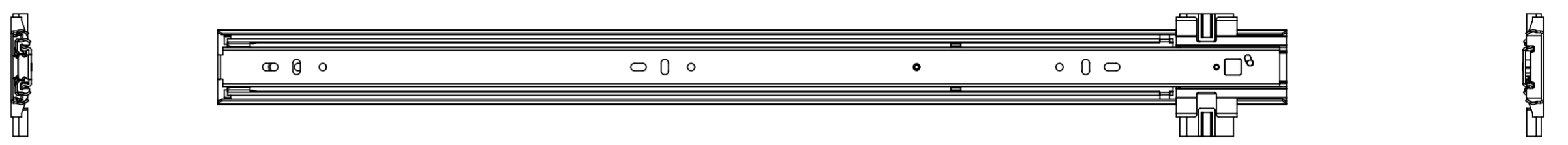
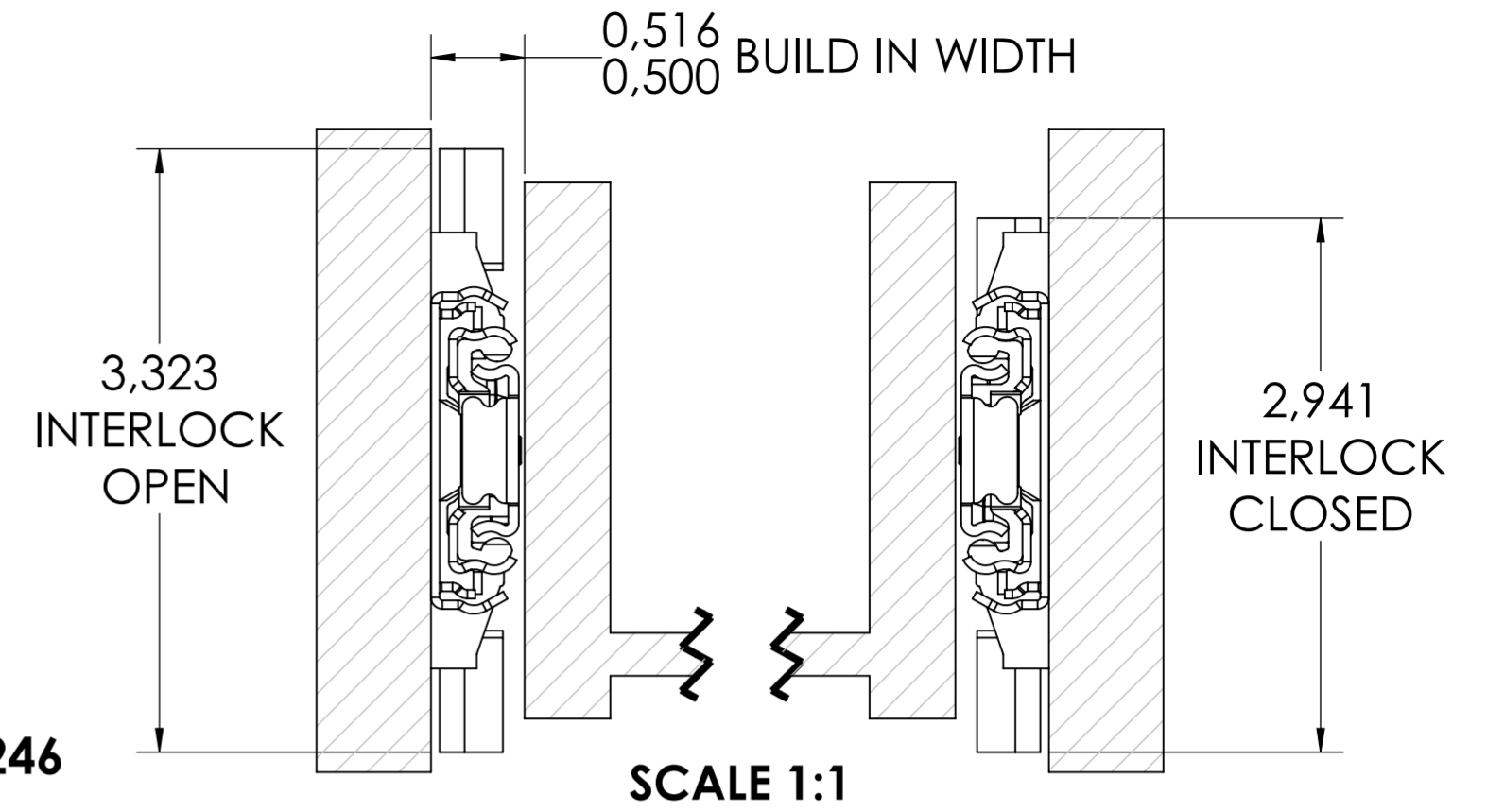
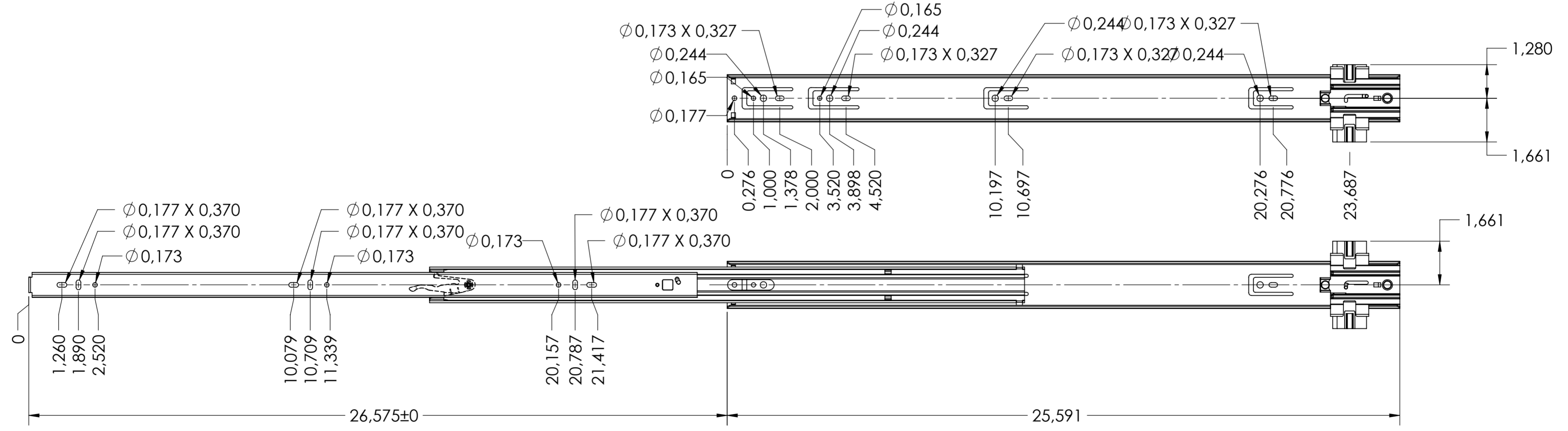


SCALE 1:4  
 NOTE: 450mm LENGTH SHOWN  
 RECOMMENDED MINIMUM DISTANCE BETWEEN SLIDES "A" = 90mm

ROD LENGTH  $L^{+0}_{-0.5} = A-46$   
 $\phi 5\text{mm ROD}$   
**FULTERER PART NUMBER 400246**



### CABINET MOUNTING HOLES



### RECOMMENDED HARDWARE:

- CABINET- M4 BUTTON HEAD OR #8 TRUSS HEAD SCREW
- DRAWER- M4 BUTTON HEAD OR #8 TRUSS HEAD SCREW
- INTERLOCK  $\phi 5\text{MM ALUMINUM ROD FULTERER PART NUMBER: 400246}$

general tolerances		DIN ISO 128-30 missing dimensions see 3D = theor. intersection	
ISO 2768-m			
This drawing remains our property and may not be multiplied neither be disclosed to third parties (§§1,3 and 5 from the copyright Act (UrhG)) covered according to DIN ISO 16016			
(k)	scale:	1:3	surface:
(l)	date	21-02-2019	name
(m)	drawn	HB	description:
(n)	proven	00-00-0000	00
(o)	<b>Fulterer</b>		SIDE MOUNT OVER EXTENSION INTERLOCK DRAWER SLIDE WITH DRAWER DISCONNECT
(p)			
(q)	Fulterer AG CH-9430 St. Margrethen		drawing number:
(r)			<b>5019.650-GA.T037</b>
(s)			replaces version date:
(t)	changes	date	na.