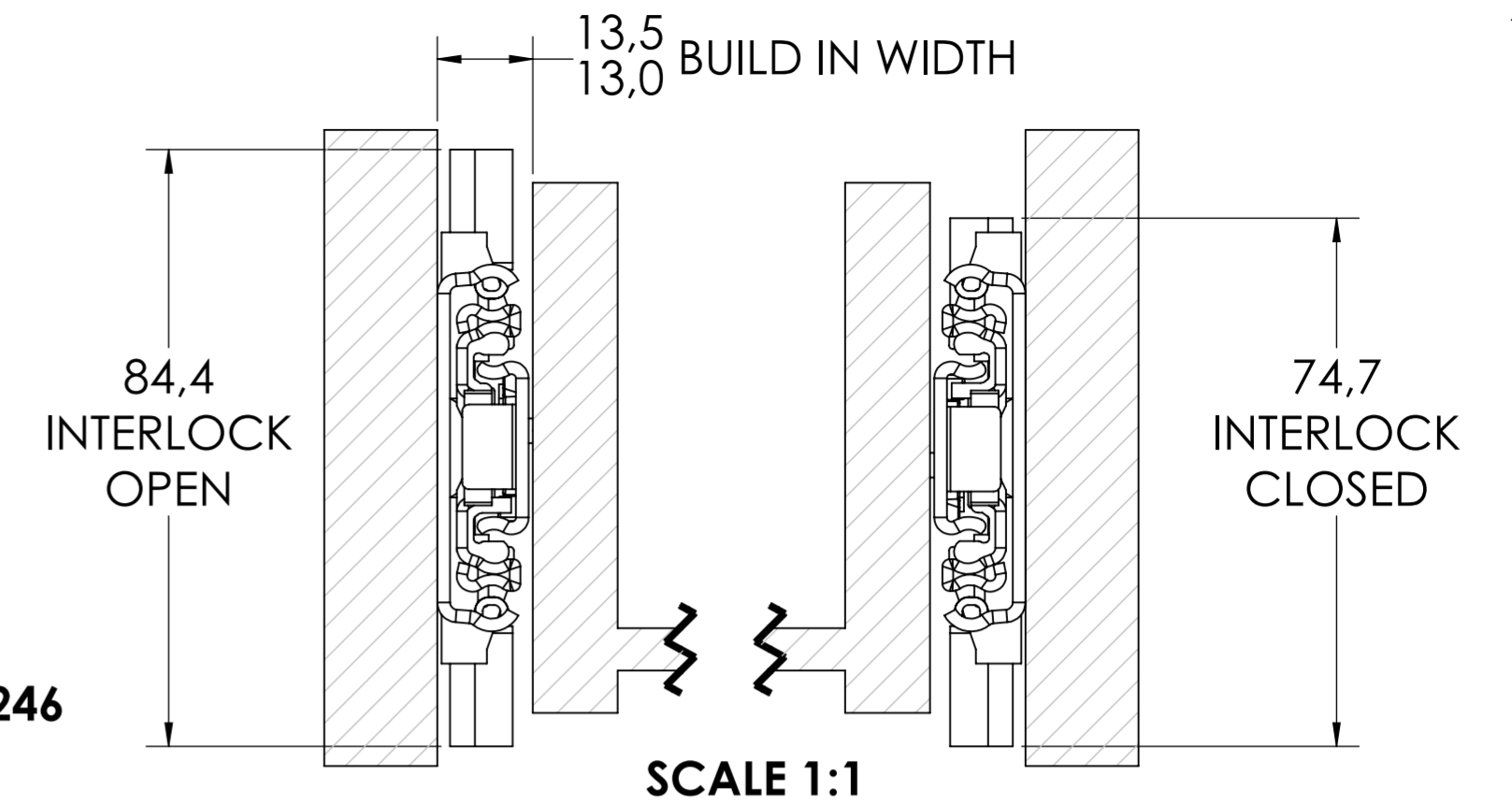
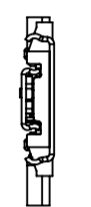
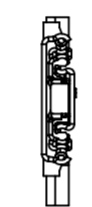


ROD LENGTH $L^{+0,5} = A-44$
 ϕ 5mm ROD
FULTERER PART NUMBER 400246

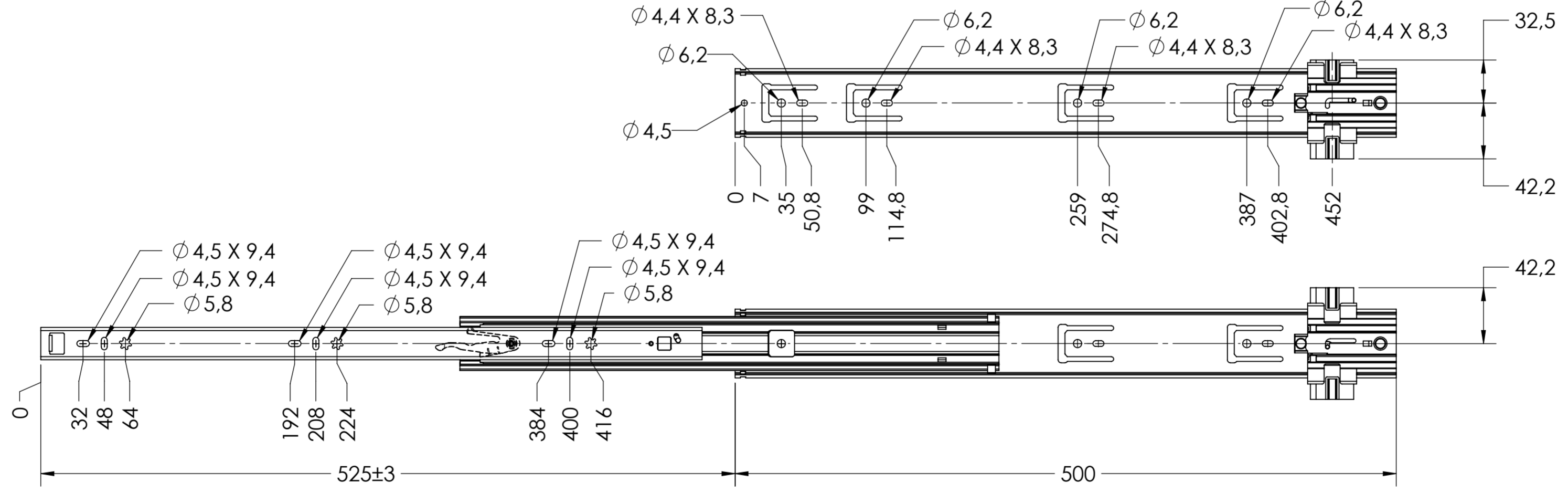


SCALE 1:4
 NOTE: 450mm LENGTH SHOWN

RECOMMENDED MINIMUM DISTANCE BETWEEN SLIDES "A" = 90mm



CABINET MOUNTING HOLES



RECOMMENDED HARDWARE:

- CABINET- M4 BUTTON HEAD OR #8 TRUSS HEAD SCREW
- DRAWER- M4 BUTTON HEAD OR #8 TRUSS HEAD SCREW
- INTERLOCK- ϕ 5mm ALUMINUM ROD **FULTERER PART NUMBER 400246**

general tolerances		DIN ISO 128-30 missing dimensions see 3D = theor. intersection	
ISO 2768-m			
This drawing remains our property and may not be multiplied neither be disclosed to third parties (§§1,3 and 5 from the copyright Act (UrhG)) covered according to DIN ISO 16016			
(k)	scale:	1:3	surface:
(l)	date:	25-02-2019	name:
(m)	drawn:	HB	description:
(n)	proven:	00-00-0000	00
(o)	Fulterer		drawing number: 5219.500-GA.T037
(p)			
(q)	Fulterer AG & Co KG A-6890 Lustenau / Austria		
(r)	Fulterer AG CH-9430 St. Margrethen		
(s)	changes	date	na.